



http://



My companies / Workspaces




Company/ Workspace - x

 Company A

 [change](#) [sign out](#)

Connection

 Accounts package  
[refresh now](#)

Profile

Settings

Help and Support

Widget - x



A registered user is in their workspace and clicks "My Companies/Workspace" from either the top bar or the "Change" from the lefthand menu

Note: I've changed the lefthand menu. I've added Company / Workspace, Connection, Profile, Settings, and "Help and Support" menus. They will be collapsed and expanded as shown.



http://



My companies / Workspaces



## Profile

Username  
[sign out](#)

## Settings

## Help and Support

## My Companies

Choose your workspace or add a new company

+ Add a company

Company/Workspace	Application Status	Connection/ Error Messages / Status Messages
Company A	Indicative Quote	
Company B	Complete	Reconnect in 25 days
Company C	KYC	Reconnect Needs update
Company D	Referral	Please contact us at 0800
Company E	Formal Offer	Last connection 2 days ago

## PENDING ISSUES:

Columns pending possible privacy issues

The third CTA column isn't functionally possible with the database at this point.

## Notes:

The company list table columns are sortable.

The company row links to the company workspace

The user can also use the search bar to pull up the company.

Lefthand menus

"Company/Workspace" and "Connection" disappear and the Profile menu expands.




http://



My companies / Workspaces



Profile

 Username  
[sign out](#)

Settings

Help and Support

### My Companies

Choose your workspace or add a new company

Add a company click show:

Accounts package:

<input type="checkbox"/>	<input type="checkbox"/>	<input type="checkbox"/>	<input type="checkbox"/>	<input type="checkbox"/>
Icon Name	Icon Name	Icon Name	Icon Name	Icon Name

Please enter your company name or number and choose the correct business from the dropdown list

The user clicks "Add a Company" button and the Add a Company form appears.

The form will behave as it does on the registration page.



http://



My companies / Workspaces



## Profile

Username  
[sign out](#)

Settings

Help and Support

## My Companies



Success! Your new company is added. Select it below to go to its workspace

Choose your workspace or add a new company

[+ Add a company](#)

Company/Workspace	Application Status	Connection/ Error Messages / Status Messages
Company B	Indicative Quote	
Company A	Complete	Reconnect in 25 days
Company C	KYC	Reconnect Needs update
Company D	Referral	Please contact us at 0800
Company E	Formal Offer	Last connection 2 days ago

Happy Path: The user fills in the company info and clicks the submit button, a success alert appears

The new row is highlighted for a few seconds



http://



My companies / Workspaces




Company/ Workspace - x



Company B

[change](#) [sign out](#)

Connection



Accounts package

[refresh now](#)

Profile

Settings

Help and Support

Widget - x

User clicks on the new company row and then goes to the new company workspace

The company's icon colours are automatically assigned.



http://



My companies / Workspaces



## Profile

Username  
[sign out](#)[Settings](#)[Help and Support](#)

## My Companies

Choose your workspace or add a new company

[+ Add a company](#)

Add a company click show:

We're sorry, you cannot register this company at this time. Give us a call 0800000000-- MESSAGING TBD TBD  
If this wasn't the company you wanted, click remove and type the company again.

EVE'S FRUIT STORE LIMITED (04884927)

Cornerways, 61 Ashfurlong Road, SHEFFIELD, S17 3NL

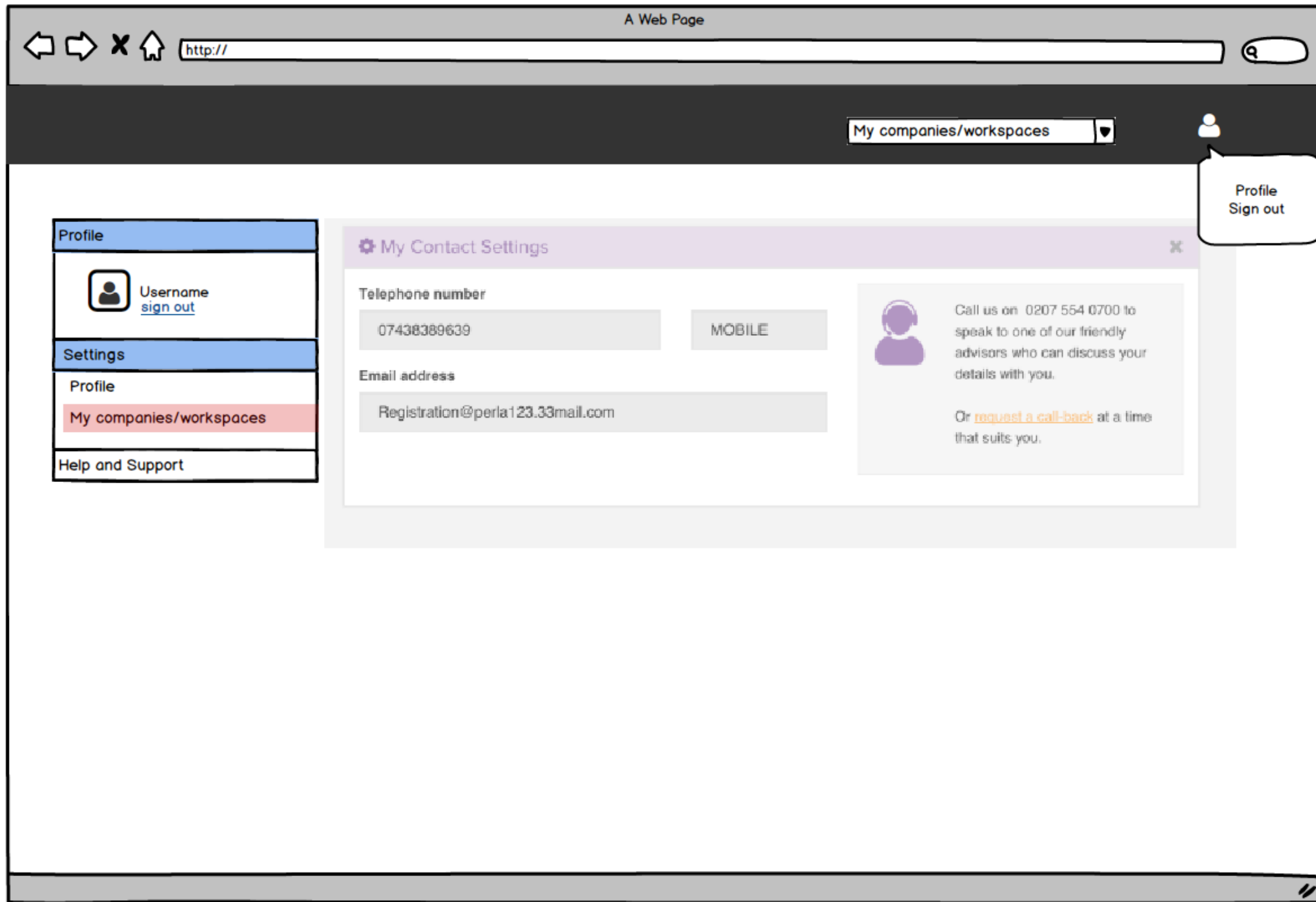
Incorporated on: 02/09/2003

[Remove](#) Is your trading name and/or trading address different to your registered name/address?[Cancel](#)[Submit Company](#)

PENDING:  
Red Messaging/CTA TBD

At this point, users can only create new accounts. When the user selects the company that already has a Verus360 account, messaging appears.

The Submit button is deactivated (grayed out) but the user can hit cancel and return to the My Companies screen.



Multiple Companies impacts the Settings area. When the user is in "My Companies / Workspaces mode," and selects the profile icon on the top, the user cannot access the "Company Settings", so it will be hidden from the menu.

We will also place all the Settings in a collapsible left hand menu rather than replacing the entire column as it currently does and remove the "back to the workspace" link.'

We will also add a link to the "My Companies / Workspace" under settings